

# World History Students . . .

Welcome to your web lesson on . . .



## Elizabeth I and Tudor England

### DIRECTIONS:

---

We are going to be using the Internet to study Elizabeth I and Tudor England. We will be in the computer lab for the day. The time that we spend in the lab will be evaluated based on the completeness of this packet.

THIS WHOLE PACKET IS WORTH \_\_\_\_\_ POINTS!

There are 10 parts to this packet. Complete them in order. Record all answers in this packet. You will need to travel to and from websites obtaining and recording information.

If at anytime you get lost or have a question, please raise your hand and I will help you.

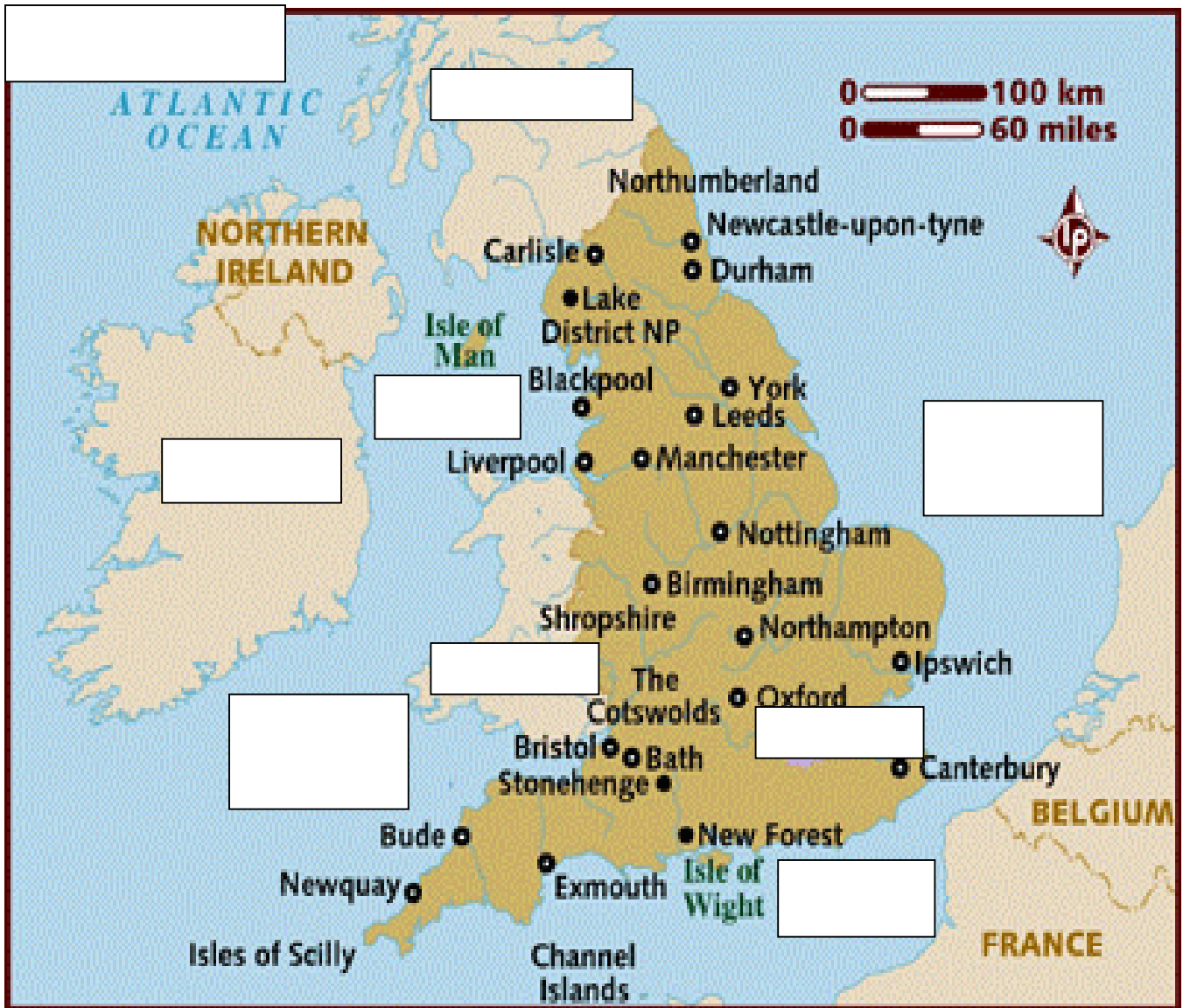
---

O.K. YOU ARE READY TO BEGIN!

# Part A

The first site that you will visit will be a map of England. Find and label the following locations:

- |          |                  |             |
|----------|------------------|-------------|
| *England | *Ireland         | *North Sea  |
| *Wales   | *English Channel | *Celtic Sea |
| *London  | *Scotland        | *Irish Sea  |



## Part B

The next site that you will go to provides a short summary of the life of Elizabeth I. Record 15 things that you find interesting about her life in the space provided below.

1. \_\_\_\_\_

2. \_\_\_\_\_

3. \_\_\_\_\_

4. \_\_\_\_\_

5. \_\_\_\_\_

6. \_\_\_\_\_

7. \_\_\_\_\_

8. \_\_\_\_\_

9. \_\_\_\_\_

10. \_\_\_\_\_

11. \_\_\_\_\_

12. \_\_\_\_\_

13. \_\_\_\_\_

14. \_\_\_\_\_

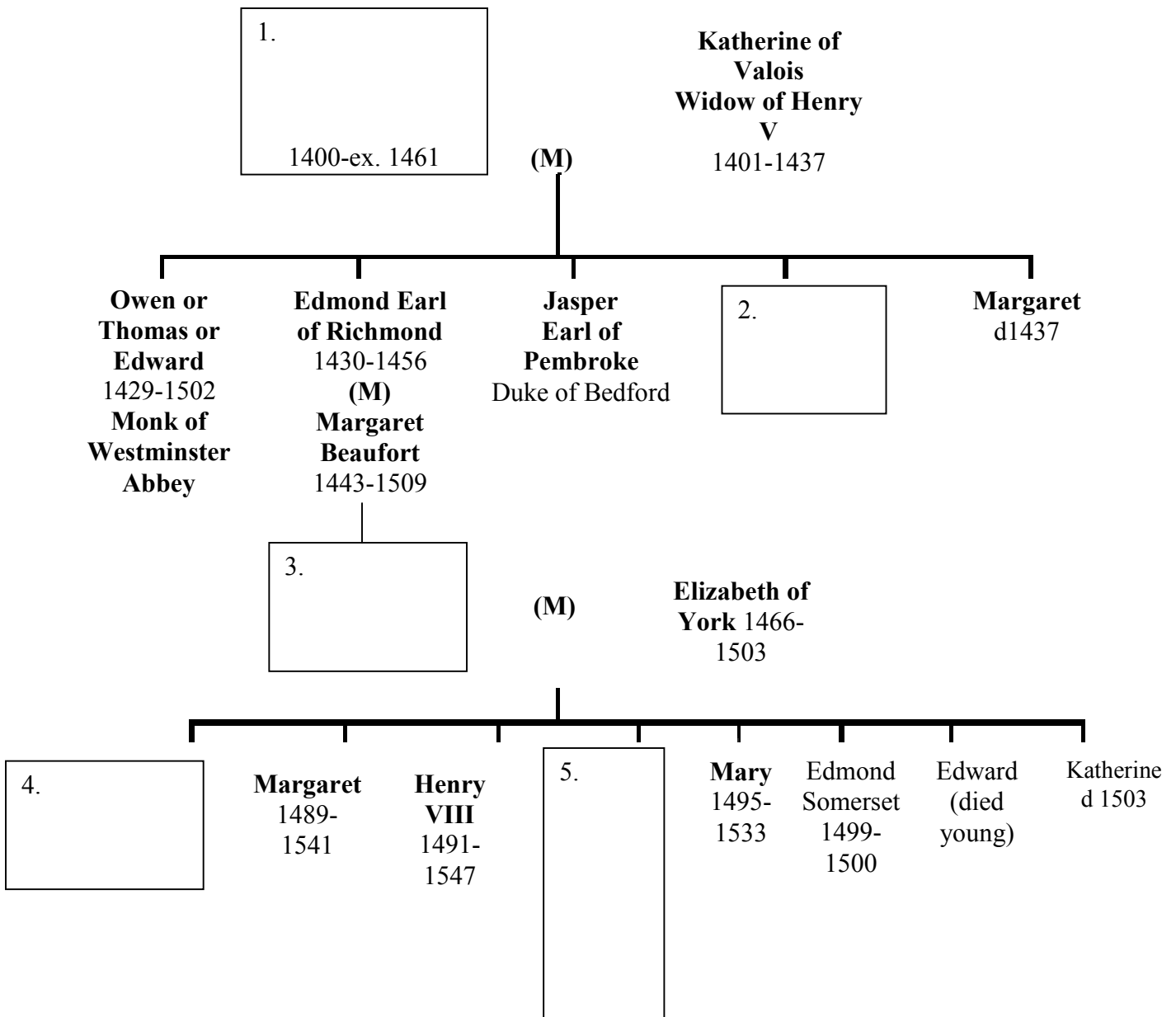
15. \_\_\_\_\_

# Part C

Elizabeth was part of a very complicated family known as the Tudors. Her family tree is outlined on the next site that you will go to. Use the information from the site to fill in the missing people on this page. There are 5 people that you need to fill in.



**KEY:**  
 (M) = married  
 BOLD = held royal office



## Part D

At this point you need to find a picture of Elizabeth I. There are a number of links to chose from. Choose a picture of Elizabeth that you would like to print out. Right click and chose “view picture as”. Print by clicking the picture you want to use and then click on **FILE**. Chose the **PRINT** option from the menu. Your picture will print out here in the lab. Take your picture, cut it out, and tape it into the space below. Raise your hand if you need any help with this.

(Tape picture here)

(Be patient if they are being used please)

Write what you think about Elizabeth’s fashion sense:

---

---

# Part E

**TIME TO TAKE A QUIZ!!!** (don't freak out!)

The website you should be looking at contains a quiz about Elizabeth I. There are quite a few myths surrounding this Tudor Queen of England. You need to pick 6 myths (only 6) and decide if they are really myths or truths to the best of your ability. You will not be counted off if you guess incorrectly. **YOU MUST** record the correct answer in the space below to get credit for this section.

**Example:**

Elizabeth had  
bad teeth

TRUE   
FALSE

WHY? *she didn't care for her  
teeth properly, they turned black.*

**YOUR TURN:**

1. \_\_\_\_\_  
\_\_\_\_\_

TRUE   
FALSE

WHY? \_\_\_\_\_  
\_\_\_\_\_

2. \_\_\_\_\_  
\_\_\_\_\_

TRUE   
FALSE

WHY? \_\_\_\_\_  
\_\_\_\_\_

3. \_\_\_\_\_  
\_\_\_\_\_

TRUE   
FALSE

WHY? \_\_\_\_\_  
\_\_\_\_\_

4. \_\_\_\_\_  
\_\_\_\_\_

TRUE   
FALSE

WHY? \_\_\_\_\_  
\_\_\_\_\_

5. \_\_\_\_\_  
\_\_\_\_\_

TRUE   
FALSE

WHY? \_\_\_\_\_  
\_\_\_\_\_

6. \_\_\_\_\_  
\_\_\_\_\_

TRUE   
FALSE

WHY? \_\_\_\_\_  
\_\_\_\_\_

## Part F

Foods in Elizabethan England will be listed on the website for this section. You need to compile a dinner menu from these foods. Fill the names of the dishes you will be serving in the invitation below:

You are cordially invited to a dinner party being held on February the fourteenth or fifteenth. Dinner will consist of the following:

Appetizer: \_\_\_\_\_

First Course: \_\_\_\_\_

Second Course: \_\_\_\_\_

Beverage: \_\_\_\_\_

Dessert: \_\_\_\_\_

RSVP AT 555 - BETH

Write a 5-6 sentence paragraph describing your dinner party: (use the links as your information source)

---

---

---

---

---

---

---

---

## Part G

Answer the following questions about hair styles in Tudor England.

1. Describe the tasks of a barber in Tudor England.
2. What would men do when their hair fell out? What color were the items they used?
3. Draw 2 shapes that a beard could be cut into:
4. How did men keep the shape of their beards while they slept?
5. What was the hair color of choice for women?
6. List 5 things women did to make their hair attractive.



# Part I

Elizabeth's father Henry VIII had 6 wives!!! (all at different times) Record the name of the wife and what happened to her in the space below.



**Wife #1**

Name:

Date of Marriage:

Children:

How the marriage ended:

**Wife #2**

Name:

Date of Marriage:

Children:

How the marriage ended:

**Wife #3**

Name:

Date of Marriage:

Children:

How the marriage ended:

**Wife #4**

Name:

Date of Marriage:

Children:

How the marriage ended:

**Wife #5**

Name:

Date of Marriage:

Children:

How the marriage ended:

**Wife #6**

Name:

Date of Marriage:

Children:

How the marriage ended:

## Part J

There is no link for this part of your web lesson. You simply need to do a little research on your own either using search engines on the Internet or using your books to find the following:


Tudors - \_\_\_\_\_  
\_\_\_\_\_

Elizabeth I - \_\_\_\_\_  
\_\_\_\_\_

Henry VIII - \_\_\_\_\_  
\_\_\_\_\_

*And Finally . . . .*

Draw a picture of how you feel now that you have finished.



## Extra Credit

If you finish early, you have 2 choices:

**A** = Sit quietly and study your packet for the quiz next class.

**B** = Go back to the link for PART E and learn more about Queen Elizabeth for extra credit. (1 point for each answer) *[maximum of 10]*

If you choose option B then record your answers in the space below.

1. _____ _____	TRUE <input type="checkbox"/> FALSE <input type="checkbox"/>	WHY? _____ _____
2. _____ _____	TRUE <input type="checkbox"/> FALSE <input type="checkbox"/>	WHY? _____ _____
3. _____ _____	TRUE <input type="checkbox"/> FALSE <input type="checkbox"/>	WHY? _____ _____
4. _____ _____	TRUE <input type="checkbox"/> FALSE <input type="checkbox"/>	WHY? _____ _____
5. _____ _____	TRUE <input type="checkbox"/> FALSE <input type="checkbox"/>	WHY? _____ _____
6. _____ _____	TRUE <input type="checkbox"/> FALSE <input type="checkbox"/>	WHY? _____ _____
7. _____ _____	TRUE <input type="checkbox"/> FALSE <input type="checkbox"/>	WHY? _____ _____
8. _____ _____	TRUE <input type="checkbox"/> FALSE <input type="checkbox"/>	WHY? _____ _____
9. _____ _____	TRUE <input type="checkbox"/> FALSE <input type="checkbox"/>	WHY? _____ _____
10. _____ _____	TRUE <input type="checkbox"/> FALSE <input type="checkbox"/>	WHY? _____ _____